



The Plastic Whittler



Our Next Meeting:

Our next meeting will be on **Monday, June 17th, 6:00 pm, (some folks may drag in a little later)** at the Downtown location of the Chattanooga Public Library. [1001 Broad Street Chattanooga, TN 37402] We'll go to dinner afterwards as per our practice!

Special Thanks to Jeff Bankston for presenting a program at the last meeting. It really speaks well of him as a new member to do a program. His program was on collector kits and there are photos of his show and tell items later in this issue. I was not at the meeting but I understand it was of interest to those there. .Well Done Jeff!!

UPCOMING EVENTS	DATE
ScottCon	6/15/2019
Next Meeting	6/17/2019
River City Rumble	6/22/2019
South Carolina Mega Show	6/22/2019
2019 IPMS USA Nationals	8/7-10/2019
IPMS/Huntsville	8/24/2019
Piedmont Scale Modelers	9/14/2019
Southern Nationals Car Show	11/02/2019

Another Message about the 2019 Nationals...- See page 4 for a copy of what was recently sent out to all the IPMS Chapter Contacts and some special friends. This

The Monthly Newsletter of:
IPMS/AMPS/Chattanooga Scale Modelers Association
Lynn Petty - Chapter Contact
hlpetty1@gmail.com

<http://www.chattanoogascalemodelers.com>
Ben Gibby —Webmaster

<http://www.ipmsnationals.com/>
2019 Nats Website:

Jose Rodriguez - Health News Update -
See page 2

Wee Bits of News on the Nationals -
See page 3

Humor - From Teddy Lad - See page 3.

Club Shirt Order Information/Name Badge Information - Not to be confused with the 2019 Nationals T-Shirts This is about Club Shirts. Also about Plastic Name badge for year round use. See pages 4 & 5.

A Look at One Shelf of a Modeler's Display Cabinet - Fred Horky sends us a really nice article about one of his shelves. See Page 6.

Photos from our last meeting See page 11.

Commemorative Air Force Visits Lovell Field Many of our members attended and one took a flight. See page 22.

Show Flyers and the like in the rest of this Issue.

Update on Jose Rodriguez

You will remember a short time ago we heard Jose was in Vanderbilt waiting for a liver transplant.

I got this e-mail recently:

Update on my health for the club.

Hope you are all well.

New liver working great, will be staying in Nashville's Vanderbilt Hospital area extended stay hotel for a month for 3 times a week testing and check ups and be home by end of June. I will be attending the Nationals in Chattanooga along with Custom Dioramics, MIG Productions & AK Interactive. We have 6 tables altogether and AK Interactive (Daniel Zamarvide) is giving a seminar on aircraft weathering.

Thanks and see you all soon.

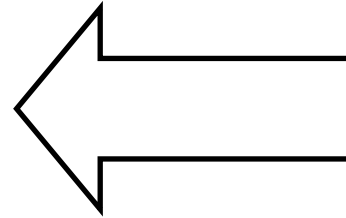
Jose

I'm really glad to hear that everything is going well with the liver transplant! Every now and again something works out well, and I'm glad to hear that something broke his way for a change! Prayer works!





Teddy Ladd sent in this humorous photo



THE NATIONALS ARE COMING! !!!

It will be here before we know it! Things are still progressing well and those in attendance at our next meeting will be told more.

Some bullet points:

- ◆ Registrations are coming in well.
- ◆ Club visits to promote the nationals have been taking place
- ◆ We are inquiring about additional hotel room blocks (We need them!!)
- ◆ Not a day goes by without some contact or inquiry being made (The Buzz Level is High!!)
- ◆ The Huntsville Tour looks to have a sufficient number signed up for it to happen.
- ◆ Several Display Tables have been reserved.
- ◆ We have the highest number of Vendor Tables reserved on record !!
- ◆ Yancey is proceeding with the PSA and other Advertisements.
- ◆ Solicitations for Raffle items has begun.
- ◆ You really need to be at the meeting to hear more!!!!



CLUB GOLF SHIRT ORDER

Here (attached) is the pricing for the club shirts - compiled by Chris Lowrance and this was passed around in the Monday night meeting.

A sign up / order list was also passed around. (and will be passed around at the June Meeting)

There were only about 14 club members attending so we need to send a reminder in the next newsletter for as many members to attend the next meeting in June as possible in order to complete the order

The colors available as I remember them from Chris were: Ash, White, and Light Blue.

The club logo will be embroidered and not screened - and located in the left upper corner of the shirt .

All shirts are golf shirt design

Chris will want the money up front to place the orders

Special Thanks to
Chris and George for
taking the reigns on
this shirt order!



Quote							Page
Account No.	Date	Ref No.					
1653	5/17/19	27094					

Sold To
CHRIS LOWRANCE (NORTH DADE)

Clerk	Time	Station	PO Number	Ship Via	Est Delivery	Order Ref No.
Anna	4:06PM	1				

Item	Description	Qty	Ship	Price	Extended
00236265	SM-CS412-CHARC-XS * Charcoal * Polo Shirt	1	0	25.50	25.50
00236266	SM-CS412-CHARC-S * Charcoal * Polo Shirt	1	0	25.50	25.50
00236267	SM-CS412-CHARC-M * Charcoal * Polo Shirt	1	0	25.50	25.50
00236268	SM-CS412-CHARC-L * Charcoal * Polo Shirt	1	0	25.50	25.50
00236269	SM-CS412-CHARC-XL * Charcoal * Polo Shirt	1	0	25.50	25.50
00236270	SM-CS412-CHARC-2XL * Charcoal * Polo Shirt	1	0	30.00	30.00
00236271	SM-CS412-CHARC-3XL * Charcoal * Polo Shirt	1	0	30.00 m	30.00
	List Price \$31.98 Discount \$1.98				
00236272	SM-CS412-CHARC-4XL * Charcoal * Polo Shirt	1	0	30.00 m	30.00
	List Price \$33.98 Discount \$3.98				
00236273	SM-CS412-CHARC-5XL * Charcoal * Polo Shirt	1	0	36.00 m	36.00
	List Price \$37.98 Discount \$1.98				
00236274	SM-CS412-CHARC-6XL * Charcoal * Polo Shirt	1	0	36.00 m	36.00
	List Price \$39.98 Discount \$3.98				
		Total Qty	10	0	

Notes
all prices include left chest embroidery.

You Saved 11.92	Freight	0.00
	Sub Total	289.50
	Tax 9.25%	26.78
	Total	316.28
	Received	0.00
	Balance	316.28

Quotes are good for 30 days

Order Sheet Above Shown only to give an idea of the Prices and Sizes Available. Be sure to give Chris the money and include 9.25% Tax!

Name Badge

Following up from the discussion at the last meeting. If you want to have one of the hard plastic club personalized name badges (like the one in the photo) in time for the Nationals in August be sure to bring \$6.00 to the next meeting. John Brooks will place a group order to insure you get yours in time!



Special Thanks to John Brooks for heading this up

“A Look at One Shelf of a Modeler’s Display Cabinet”



Editor’s note: Former IPMS/USA e-Board member **Fred Horky** has written about the above pictured assortment of models in his glass cabinet, all built upwards of forty years ago. (One advantage of our hobby over our flying model friends: generally speaking, they last longer!)

He also mentions that the history of the 1:1 scale aircraft he models is what has always driven his modeling, and his view that modelers who only build because a subject is “neat looking” or of one genre or scale, have missed what he considers the whole point of the hobby. (At least, that’s his view!)

We all have them: a display shelf of models in our man cave: models that often aren’t really very good models and built from kits that weren’t very good to begin with, but that we keep anyway, reluctant to throw away. Or at least, that’s my situation.

First off, all of the models on the pictured shelf are really OLD ..the most recent almost forty years old. They’re from kits that are even older.

But each has a story.

Starting in the center is a mini-diorama from the really OLD Frog “bagged kit” (as opposed to a box) issue of the Macchi C.202. The Scalemates website which tracks such things says the kit was first issued in 1963fifty-six years ago! The model was completed in the desert camo scheme used by the Italians in North Africa.



My model was built in the seventies, while on an over-seas Air Force advisory assignment to the now-so-unhappy country of Venezuela. It survived the move back to the 'states intact and for several years afterwards. But when in a hobby store window as part of an IPMS/General Scott chapter group display, it became flattened as the bombing victim of something falling on it.

Charlie, the hobby shop owner, said he was sorry.

Both main landing gear had snapped off making the model into potential trash can bait. But since I'm so cheap that I NEVER want to throw ANY model away, another option presented itself as the simple “WWII desert crash scene” diorama seen here. (Actually, I think it would properly be called a “vignette”, but since it'll never be in competition it doesn't really matter.)

The base is a scrap piece of 1” thick expanded foam building insulation board; a small indentation carved in the center fits the model's ventral radiator so no changes

to the model were needed for it to lie flat, “....bellied into the Egyptian desert”. Bending the prop bladesbackwards, because they always bend that way when crashing with no engine power appliedwas easy with a little really hot water. After sprinkling 1:1 scale sand from the gutter over the white glue covered foam board, a mixture of browns airbrushed recreated a believable desert, with tiny black-painted pebbles from the yard and short tufts of brown yarn “weeds” attached with white glue. Appropriate scrape marks were made up to where the Macchi had skidded to a stop. After the stark white edge of the foam board was sprayed flat black, a small title card was attached to the far edge to label the scene as “Bad Day at Sidi Barrini”an appropriate Egyptian place name of a Mediterranean seaside town which saw the intense but little recognized air war over the North African desert.

Moving along in the model cabinet: at front center the old-Hasegawa 1/72nd P-51, first released in 1974. (Note: by the Korean War, the P-51 had been re-designated as the F-51). This one is in the markings of Dean Hess, a USAAF officer assigned to lift the nascent Korean Air Force by its bootstraps and become an efficient combat force while fighting a war. An ordained minister, Hess' story is much too big to encapsulate in a few words here, but is described in his book “Battle Hymn” and a 1957 movie of the same name starring Rock Hudson. There are numerous on-line references available on both Hess and the ROK F-51 effort.

The model is out-of-the-box, but the name of the after-market decal sheet used for the ROK markings has leaked out of my overstuffed brain.



Moving counter-clockwise around the shelf; at far right from the old days of Airfix “bagged kits” the tail of my Hawker “Demon” can barely be seen. The Demon was a prominent between-the-wars RAF two-place (pilot and gunner) fighter, and unusual in that it was actually a development of the very-similar Hawker Hart BOMBER. The latter had proven faster than the RAF’s biplane fighters of the day! The kit is again out of the box, with no attempt at rigging and using the kit decals with the colorful squadron markings of the day.

Next is an example of Northrop’s ubiquitous “Light Fighter”, their N156 design which had begun life in 1955 as a company-funded project for an affordable light export fighter. The USAF had initially looked askance at the light fighter idea, but did need a replacement for the T-33 jet trainer. The first result was the well-known T-38 “two-holer” which is still a mainstay in USAF training fifty years later.

Northrop’s light fighter design of course went on to be developed as the F-5, flying in many countries* and many combats: the series ending with perhaps the best light fighter NEVER sold: the single engine F-20. My model is of an F-5A, obviously in the markings of the Philippine Air Force. If old memories are correct it was from the MPC (US) boxing of the Airfix kit, wearing one of the MPC kit markings which worked surprisingly well.



In the far corner of the cabinet is what is perhaps the British equivalent of the Bell ‘Huey”, the Westland “Lynx” in its British Army version. (Naval versions of the Lynx are anti-submarine platforms optimized with wheels that can be “pigeon-toed” so they won’t roll off the tiny helo pads on the sterns of small RN ships!) Again, my model is “out of the box” with kit markings.



Next to the Lynx is the helicopter the Lynx replaced, the Westland “Scout” which also had naval anti-submarine versions. The rotor on mine is detached (“for maintenance”) and is lying under the model. Let’s just say that a lazy crew chief (me) hasn’t put it back, so the main rotor shaft is still nekkid. The model was built from the Airfix kit and markings.

Next to the little Westland we find a French WWII fighter, the Morane Saulnier MS 406. The kit was a bagged version of the also-long-in-tooth (1963!) Frog kit: memories are too faded to recall the decal source. However, the bold yellow and red identity markings identify an aircraft of the small, tightly controlled puppet Vichy French Air Force that the victorious Germans had allowed the French after they were so soundly defeated in 1940. (The name “Vichy” refers to the southern France spa city where the Germans permitted the defeated French to set up a rump puppet French government.)




In 1942 airplanes of the “Vichy French Air Force” went to combat for a short time with both American and British aircraft: in the brief French aerial resistance to the November 1942 North African invasion of French North Africa, twenty-three USAAF and USN pilots lost their lives in combat with the Vichy French Air Force.

In the corner we find one of Alexander Kartveli's "thunder" designs: the bent wing (F-84F) version of his first jet fighter design. Kartveli ...born Alesksandre Kartvelishvili ...was but another of many talented Russian engineers who had escaped the Russian revolution. He excelled in aircraft design in his adopted country with a LONG list of successes which ended with the A-10! (Few of us recognize our debt to Kartveli, Sikorsky, Seversky, Stroukoff, and other immigrant Russian engineers!)

Kartveli's designs were always stoutly built which, with the puny engine thrust of the day, often reflected in long takeoff rolls. Straight-wing F-84's had been dubbed "hogs", the bent-wing F-84F naturally became the "Super Hog". (The last of Kartveli's big jets, the F-105 and A-10, had their own zoo of nicknames.) Back in the day, jokes at fighter base Officer Club bars insisted that all '84's had "dirt sniffers" installed in the nose gear well: when it smelled dirt after rolling the entire length of a near-two-mile runway, the airplane would finally be released to the wild blue yonder.

(For a REALLY good yarn about flying the Super Hog, you can't do any better than Richard Bach's "Stranger to the Ground". While Bach is best known for his Jonathon Livingston Seagull tale, his book is the account of a single night flight in weather that Bach made in 1961, as a nationalized Air National Guard pilot flying the F-84 in Europe during the Berlin Wall Crisis. In my view his narration is without doubt the best-ever account of one of those "Come to Jesus" moments that pilots sometimes encounter, when he realizes he's done everything he can, but his survival depends on whatever store he might have made with a higher power. A half-century later it's an old story, but still highly RECOMMENDED!



My Super Hog is from the MPC issue of the Airfix kit: I've forgotten the Luftwaffe aftermarket decal source name. The F-84F was the first modern jet of the newly reconstituted Luftwaffe of West Germany; beginning in 1956 the Germans received no less than 450 F-84F's as Military Assistance. The leaders of the new Luftwaffe had been high scoring aces of "the big war". Having flown USAF jets in West Germany in the late 1950's, I can personally attest that the "new Luftwaffe" was an aggressive, professional bunch with more than a casual interest in keeping the Russian Bear at

bay.

In front of the F-84F we find the 1972 release Matchbox Hawker Fury, a relatively "newer" (1972!) release kit. The Fury was the last of Sir Sidney Camm's bi-plane fighter designs at Hawker. (Interestingly, a subsequent Camm design after the Fury but before the famous Hurricane, was internally first dubbed the "Fury Monoplane".) My model is, like most of the others, straight out of the box with the black-and-white checkerboard kit decals for No. 43 Squadron: it's also devoid of any attempt at rigging.



Finally, we come to the MiG-17 at front left. It is obviously models a Vietnam People's Air Force (North Vietnam) aircraft of the lamented 1961-1975 Greater South East Asia War Games. An obsolescent, simply

equipped, gun-only day fighter, the type had been a nasty surprise to the overconfident pilots of bomb and missile laden (but most often gun-less) USAF and USN fighter-bombers of the era.

About my model, I vaguely recall that the markings came from a Microscale sheet, but at first couldn't remember what the KIT had been! Scalemates couldn't help: I'd never even heard of all the kits they list as "Fresco" day fighters; all of (relatively) modern vintage. I was beginning to think that the noodles were REALLY slipping off the old brain!



After much cogitating, I began to remember that all those years ago my model had been converted to DAY fighter configuration from the behind-the-Iron Curtain, Czechoslovakian KP MiG 17 PF interceptor. (Back then I was trading western for eastern kits with a Czech pen pal.) The "PF" was a GCI-directed, radar equipped (Izumrud RP2), all weather fighter with a small but prominent radome in the intake splitter. So now I'm pretty sure that I must have carved off that bulge and the swollen upper intake lip of the KP kit's intake part, to make the day fighter version! Back then we didn't have available the wealth of information of today so there were other changes that I missed, but it is what it is.

Maybe that's why my model sort of looks like it has a fat lip.

And that winds up my trip through nostalgia-land, as represented on a single glass shelf in a curio case. If you've gotten this far, thanks! And why don't you unlimber the iPhone in your pocket to share some details of YOUR models on YOUR shelf?

Fred Horky
IPMS/USA 6390

* Forty-odd years ago when in Caracas as an advisor to the FAV (Fuerza Aerea Venezolana), we were told that the victorious North Vietnamese had tried to sell captured SOUTH Vietnamese F-5E's to the FAV at extremely generous terms. Tempting, since they already flew Canadian-built F-5A's.

They didn't buy. What the Venezuelan government might do today is interesting to contemplate.....

Additional Editors Note: Many of you know but some may not.... Fred is recovering from ankle surgery. In his words he is "in the clutches of physical terrorists (therapists) in rehab after surgery for a broken ankle. I'm still hoping to recover in time for the convention, but...." His daughters provided him with a new iPad and he's put it to use building this and perhaps more articles for our newsletter. Keep him in your thoughts and prayers that he'll recover and make it to the convention in August. In the meantime look at how he has built a nice article just talking us thru one shelf in his collection. I hope this will inspire others in our group to build an article or two!!!

May Club Attendance

1. Jeff Bankston – Old Kit Collection
2. David Beckmann
3. John Brooks
4. Bob Colbert
5. George Fugett – 1/48 Academy F8F-2 Bearcat; New Club T-Shirt
6. Ben Gibby
7. Chris Lawrence – 1/1 ODST Halo Series Helmet W.I.P.
8. Clayton Lawrence – 1/25 Monogram 1959 Cadillac Convertible
9. Steve Lewis – 1/72 Italeri Ju-87R Stuka W.I.P.
10. Caroline Mattheiss
11. Jeff Mattheiss
12. Dave McCrory – Forced Perspective, D-Day Shadow Box W.I.P.
13. Trent Miller – 1/100 Bandai Gundam RX78
14. Mike Moore – Nationals Info
15. Mike Reese
16. Emanuel Roland – Photos
17. Ed Sunder – 1/72 Hasegawa X-29 Cockpit 3D Printed



**Photos from
Our Last
Meeting**



**Photos from
Our Last
Meeting**



**Photos from
Our Last
Meeting**



**Photos from
Our Last
Meeting**



Photos from Our Last Meeting



Photos from Our Last Meeting



**Photos from
Our Last
Meeting**




**Photos from
Our Last
Meeting**



**Photos from
Our Last
Meeting**



**Photos from
Our Last
Meeting**



CAF AirPower History Tour

National Air Tour of Historic WWII Aircraft



Between May 22 and 26th the Commemorative Air Forces paid a large visit to Lovel Field in Chattanooga. Headlining the event was the B-29 Fifi, the B-24 Diamond Lil, and the P-51 Gunfighter. Other aircraft were in attendance as well including a Stearman and a T-34. Several members submitted photos from various days of the event including Emanuel who goes everywhere with his camera, David Beckman and Bob Colbert. Our own Bob Colbert made a trip on the B-24.



CAF AirPower History Tour

National Air Tour of Historic WWII Aircraft



CAF AirPower History Tour

National Air Tour of Historic WWII Aircraft



Bob beaming about his flight on the B-24



Bob warning off an attacking Cessna 172

CAF AirPower History Tour

National Air Tour of Historic WWII Aircraft



COMMEMORATIVE



CAF AirPower History Tour
National Air Tour of Historic WWII Aircraft



COMMEMORATIVE



CAF AirPower History Tour

National Air Tour of Historic WWII Aircraft



COMMEMORATIVE



23/05/2019

B-29 / B-24 SQUADRON
DO NOT ENTER



23/05/2019





International Plastic Modelers' Society/USA Membership Application / Renewal Form

New Renewal IPMS #:

Name: _____

Address: _____

City: _____ State: _____

Zip Code: _____

Phone: _____ E-Mail: _____

Chapter Affiliation, if any: _____

Junior (17 years or younger) \$17.00 _____ Date of Birth: _____

Adult One year \$30.00 _____

Two years \$58.00 _____

Three years \$86.00 _____

Canada & Mexico \$35.00 _____

Foreign Surface \$38.00 _____

Family (1 set of Journals) _____ ← Adult fee + \$5.00 # of cards? _____

Your Signature: _____

If recommended by an IPMS member, please provide his/her:

Name: _____ IPMS #: _____

PAYMENT OPTIONS:

Cash Amount: _____

Check Check #: _____ Amount: _____

Billing Address, if different than above -

Address: _____

City: _____ State: _____

Zip Code: _____



JOIN AMPS!

\$30 Membership Includes

- Six issues of Boresight magazine
- A voice in the society
- AMPS show admission discounts
- Access to vendor discounts

Join **AMPS** Today

Name: _____

Address: _____

City: _____

State: _____ Zip: _____

Country: _____

Phone: _____

E-mail: _____

If paying by check or money order, send your membership dues and completed form below to:

AMPS
PO Box 543
Elkton, MD 21922-0543 USA

Membership Rates for A One-Year Period:

USA: \$30 - Canada/Mexico: \$35 - All Other: \$40


All payments must be made in U.S. funds. AMPS accepts payments by check and money order, as well as PayPal. To join using PayPal, just visit the AMPS website and select the 'Join AMPS' link.

If paying by check or money order, send your membership dues and completed form to the mailing address above.

www.amps-armor.org

Why Join AMPS?

- AMPS is all about armor modeling. If you build tanks, figures or dioramas, AMPS is for you.
- AMPS members get six issues per year of the club journal, Boresight. Boresight is written by and for tank modelers. Every issue is jammed with research material and modeling articles written by your peers with you in mind.
- The AMPS International and regional shows are the best armor modeling shows around! The AMPS judging system gives you detailed feedback to help you improve your modeling.
- AMPS chapters give you an opportunity to hang out with your fellow modelers, to learn more and have fun. If there is no chapter in your area- start one!
- AMPS members have access to member-only discounts at many hobby vendors. Your membership will pay for itself.
- AMPS members get a voice in the society. You can participate as much as you want.
- AMPS is all-volunteer. Guys just like you make AMPS happen. Be a good modeling citizen--join AMPS.



IPMS/GEN R. L. SCOTT AND THE MUSEUM OF AVIATION
ARE PROUD TO PRESENT:

SCOTTCON 2019

JUNE 15, 2019

0900 - 1700

THIS YEAR'S THEME:

D-DAY + 75

PLUS

50TH ANNIVERSARY OF THE FIRST LUNAR LANDING

MUSEUM OF AVIATION

WARNER ROBINS, GA

OVER 40 CATEGORIES

AND SPECIAL AWARDS!

Entries: Adults-\$15.00 (Includes 5 Models)

Juniors(under 17) - \$5.00 (Unlimited Models)

Additional Models-\$1.00

IPMS Members Receive a \$2.00 discount!

For More Information:
wlpaul@cox.net

Vendor info:
wlpaul@cox.net
(478) 929-3210

4TH ANNUAL

RIVER CITY RUMBLE



Presented by:

RIFF-RAFF SCALE AUTO MODEL CAR CLUB

MODEL CAR CONTEST AND SWAP MEET

SATURDAY, JUNE 22, 2019 9am-5pm

*******EVENT SITE*******

**Immanuel Lutheran Church
6319 Raleigh Lagrange Road
Memphis, TN 38134**

EVENT AGENDA

Vendor Setup	7am to 9am
Contest Registration	9am to 12 noon
Contest Judging	12 noon to 3:00pm
Awards Presentation	3pm to 5pm

CONTEST THEMES

Station Wagons & Lead Sleds

ADMISSION – CONTEST ENTRY – VENDORS

General Admission	\$2.00	
Contest Entry	\$5.00	(first entry), \$1.00 (each entry thereafter), \$1.00 Youth Entry

Vendor Swap
Meet Tables

\$25.00 each 8' long tables with 2 chairs
Table reservations no later than May 31, 2019
Vendor no show notice: due to table demand, reserved tables are held until 10am day of show
\$30.00/each day of show (please call in advance for availability)
Electrical service is NOT available.

CONTACTS:

Les Boyle, 901-489-6710, fordfalcondragcar@hotmail.com
Mike Boyle, 901-438-1857, mustang5992000@yahoo.com
Phone calls between 5pm – 9pm CST PLEASE!

Visit us on Facebook at RIFF-RAFF SCALE AUTO MODEL CAR CLUB



AMPS Central SC Wildcats
and
IPMS/Mid-Carolina Swamp Fox Modelers
present



2019 SOUTH CAROLINA SCALE MODEL MEGA-SHOW

Invites you to...



9am – 6pm Saturday, June 22, 2019
SC NG Armory & SC Military Museum
1225 Bluff Road
Columbia, SC 29201
I-77, Exit #5

Doors OPEN at 9 AM

- Vendor Tables – so you can buy that Elusive Hobby Item
- Huge Raffle – take a Chance, win a Prize
- Two independent Model Shows (IPMS & AMPS)
- Access to the SC Military Museum
- Food Trucks on-site – for when Moondoggle gets the Munchies (“these ain’t no C-Rations, troops!”)

You'll have more fun than Gidget on a surfboard!

We're on the web:

<https://scmegashow.com>

Contact us:

scmegashowinfo@gmail.com

803-665-9263



DIRECTIONS:

- From Charlotte: I-77 South to Exit 5. Continue right on Bluff Road approximately 2.5 miles to the armory. The destination is on the left.
- From Charleston: I-26 West to I-77 North. At Exit 5, continue left on Bluff Road approximately 2.5 miles to Armory. The destination is on the left.
- From Greenville/Spartanburg: I-26 East to I-77 North. At Exit 5, continue left on Bluff Road approximately 2.5 miles to Armory. Destination is on the left.

MEGA-SHOW SCHEDULE (Tentative, see <https://scmegashow.com>):

Registration Opens:	9:00 AM	Raffle Ticket Sales open:	9:00 AM
Registration Closes:	12:00 PM	Raffle Ticket Sales close:	12:00 PM
IPMS Judging begins:	12:30 PM	First Raffle Draw:	9:30 AM
AMPS Awards Ceremony:	3:00 PM	Last Raffle Draw:	1:00 PM
IPMS Awards Ceremony:	4:30 PM	Raffle Lightning Round:	2:00 PM

MEGA-SHOW FEES:

- **FREE** General Admission!
- See the MEGA-Show website (<https://scmegashow.com>) for Contest Registration & Registration Fees, Vendor Table costs, Event & Award Sponsorships, etc.

CONTACT INFORMATION:

General Information: scmegashowinfo@gmail.com, 803-665-9263

Vendor Information: scmegashowvendors@gmail.com, 803-481-7201

AMPS Contest Information: scmegashowamps@gmail.com, 803-318-1767

IPMS Contest Information: scmegashowipms@gmail.com, 803-665-9263

WAS IT OVER WHEN THE GERMANS



Mike Mattheiss

AUGUST
7-10

BOMBED PEARL HARBOR?

NOOGA NATS



2019 NATIONAL CONVENTION

CHATTANOOGA
TENNESSEE

"Mikey" & "Vanderhoof" Characters
© 2018 Michael Mattheiss. All rights reserved.

www.ipmsusanationals.com

mmoore1132@gmail.com

**2019 IPMS/USA
NATIONAL CONVENTION REGISTRATION FORM**

August 7-10, 2019 Chattanooga, TN

IPMS/USA Number

Expiration Date mm/yyyy

Family Membership

I am a Certified IPMS/USA National Judge

First Name M.I. Last Name Suffix

Address City

State Zip Code Country E-Mail Address

CONVENTION EVENTS

QTY	EVENT	DEADLINES	FEE	EXTENDED
	Adult Registration (18 and Over)	On or Before June 15, 2019	\$55.00	\$
	Adult Registration (18 and Over)	June 16 th and After	\$75.00	\$
	Junior Registration (17 and Under)	On or Before June 15, 2019	\$20.00	\$
	Junior Registration (17 and Under)	June 16 th and After	\$25.00	\$
	Proxy (For Model Entry in Absentia)	On or Before June 15, 2019	\$25.00	\$
	Proxy (For Model Entry in Absentia)	June 16th and After	\$45.00	\$

Pre Awards Reception	Dessert Bar	\$5.00	\$
Fee for Reception & Awards Presentation.	Dessert Bar	\$5.00	\$
Awards Presentation may be viewed Separately at no charge.	Dessert Bar	\$5.00	\$
	Dessert Bar	\$5.00	\$

CONVENTION TOURS & WORKSHOP

QTY	TOUR/Workshop	Date & Times	FEE	EXTENDED
	U.S. Space & Rocket Center	8/8/2019 8:30 am to 6 pm	\$50.00	\$
	Songbirds Museum and BBQ	8/8/2019 7 pm to 10 pm	\$40.00	\$
	Grex Airbrush Workshop	See Convention Web Page	\$75.00	\$
			Total	\$

IPMS/USA Family Membership Attendees

First Name	M.I.	Last Name	Family
<input type="text"/>	<input type="text"/>	<input type="text"/>	<input type="checkbox"/>
<input type="text"/>	<input type="text"/>	<input type="text"/>	<input type="checkbox"/>
<input type="text"/>	<input type="text"/>	<input type="text"/>	<input type="checkbox"/>

NOTE:
Family listing applies to Convention Entry Passes. It includes only one registration for contest model entries.

Please make check payable to:
IPMS/USA 2019 National Convention
Mail this form & check to:
2019 IPMS/USA NATIONAL CONVENTION

Attn: Registrar
404 Lark Lane
Red Bank, TN 37415

Or Register Online at:
www.ipmsusa.org



CONVENTION T-SHIRTS ALL SIZES....\$18.00

QTY	S	M	L	XL	XXL	XXXL	XXXXL	EXT.
\$18.00								\$

EVENTS TOTAL	\$
TOURS & T-Shirts Total	\$
GRAND TOTAL:	\$



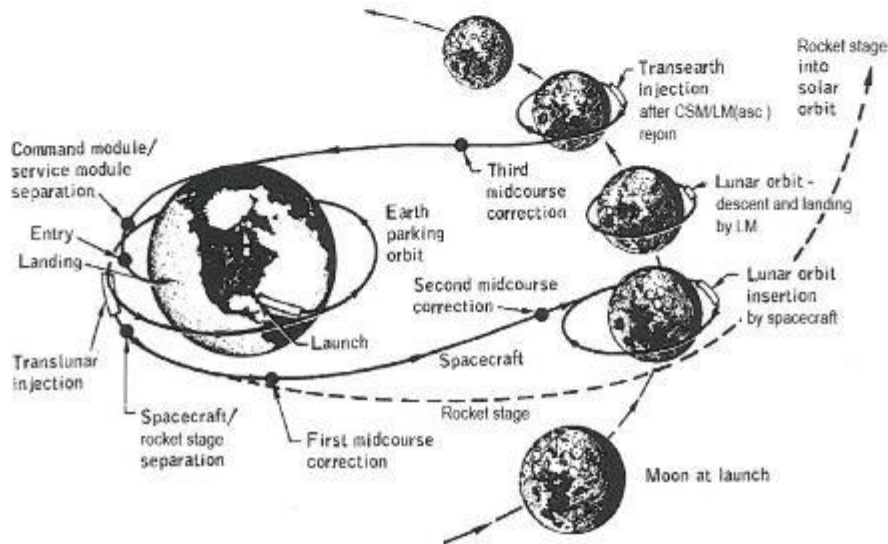
HUNTSVILLE PLASTIC MODELERS SOCIETY

43rd Annual Model Show

24 AUGUST 2019 + 8:00 AM TO 5:00 PM

HUNTSVILLE JAYCEE'S BUILDING + 2180 AIRPORT ROAD SW + HUNTSVILLE, AL

SPECIAL CONTEST CATEGORY



US SPACE PROGRAM

In celebration of the 50th anniversary of the first moon landing, we will have a special award for any entry directly related to the US Space program. This includes all contest categories.

Online

- <http://hsvpms.blogspot.com>
- Facebook: [huntsvilleplasticmodelers](https://www.facebook.com/huntsvilleplasticmodelers)

Show & Vendor Information

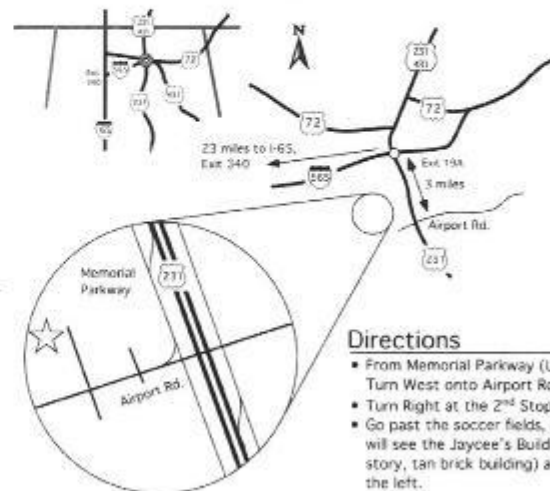
Thomas Clark
 129 Deer Creek Trail
 Toney, AL 35773
 256-270-0820
hpmwebmaster@gmail.com



Facebook



Blogspot



Directions

- From Memorial Parkway (US 231), Turn West onto Airport Road.
- Turn Right at the 2nd Stoplight.
- Go past the soccer fields, and you will see the Jaycee's Building (one story, tan brick building) ahead on the left.

Google Maps: <http://tinyurl.com/lj34ppy>



PIEDMONT SCALE MODELERS



IPMS Model Club

Present Region 12 Model Show & Contest

September 14, 2019

Simpsonville Parks & Recreation

310 West Curtis Street

Simpsonville, SC 29681

Visit our show website for complete details

and information.

<https://psmregion122019.wixsite.com/mysite>

Raffle, food, fun, awards, vendors, and yes...

LOTS & LOTS OF REALLY COOL SCALE MODELS !

Come and join us in participation of

“The Resurrection of a Model Club!”

Printing by Visual Graphics (864)233-2845

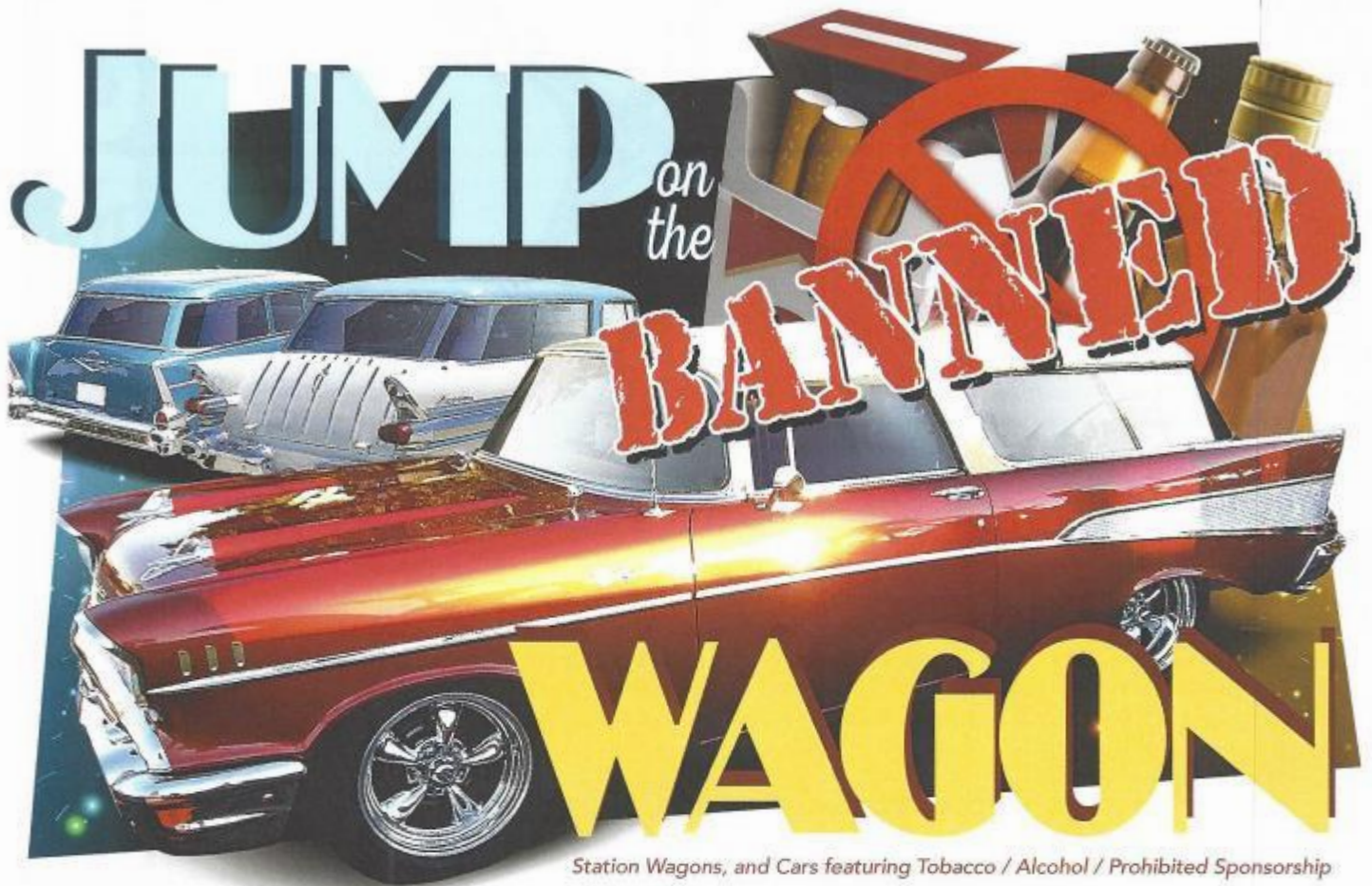
405 Airport Rd. Greenville, SC 29607

visualgraphicsonline.com



SOUTHERN NATIONALS

NOVEMBER 2, 2019 • 10:00AM - 4:00PM • SMYRNA COMMUNITY CENTER • SMYRNA GEORGIA



Station Wagons, and Cars featuring Tobacco / Alcohol / Prohibited Sponsorship

MODEL CAR SHOW & SWAP MEET

The ACME Southern Nationals is a non-judged event organized to promote fellowship among model builders. However, awards will be presented for Best in Show, Top Ten, etc. Model car categories include: replica stock, custom, tuners, street rods, foreign/exotic, various competition classes and others.

The host hotel is right off I-75 and Windy Hill Road. Comfort Suites at 2221 Corporate Plaza Parkway S, Smyrna, GA 30080. Direct front desk phone (770) 541-1499 / Fax (678) 802-0549. For special room rate, mention the Group Code "ACME". A hospitality suite will be open to show attendees both Friday and Saturday evenings.

A "Make It-Take It" event is scheduled for children 12 and under to learn modeling skills. A FREE kit is provided (one per child per paid admission).

We will offer an "Early Bird" admission pass which will include entry to the contest.

Entry Fee to enter models into the show TBD | General admission TBD | Children under 12 free with paid adult | 6' vendor tables are available - price TBD

ACME
ATLANTA CAR MODEL ENTHUSIASTS

VENDOR INFO:

ACME | P.O. BOX 4288 • ALPHARETTA, GA 30023-4288

VENDORINFO@ACME-IPMS.COM

Revised 10.18 | flyer info subject to change

www.acme-ipms.com